

2018 Annual Security and Fire Safety Report

The Ringling






TABLE OF CONTENTS

Annual Security Report	Page
Preparation Of The Annual Security Report And Disclosure Of Crime Statistics.....	4
Reporting Crimes And Other Emergencies.....	5
Reporting To Ringling Security.....	5
Reporting To Other Security Authorities.....	5
Voluntary, Confidential Reporting.....	5
Contact Numbers.....	6
The Ringling And Local Emergency Numbers.....	6
Elevator Telephones.....	6
Emergency Pull Stations.....	6
Security Of and Access to Facilities.....	6-7
Emergency Notification and Warning System.....	7
Notification Methods.....	7
Test of the Emergency Notification and Warning System “Ringling Alert”	7
Timely Warnings.....	7
Crime Prevention Information.....	8-10
Crime Statistics Definitions.....	10-12
Crime Statistics Location Definitions.....	12
CRIME STATISTICS 2016-2018.....	13
Crimes Reported By Other Law Enforcement Agencies.....	14
Hate Crimes Reported To Ringling Security.....	15-17
Daily Crime & Fire Log.....	18
Sexual Misconduct, Sexual/Gender Based Violence.....	18
Reporting Options.....	18
Complaint Process.....	19
Confidentiality.....	19
Victim Rights When The Accused Is An Employee.....	19-20
Critical Incident Response.....	20

The Active Shooter.....20-21

Weapons On Campus.....21

2019 Fire Safety – Annual Compliance Report.....22



This annual report includes information related to the safety and security policies and procedures and crime related statistics for The Ringling campus and its properties.

PREPARATION OF THE ANNUAL SECURITY REPORT AND DISCLOSURE OF CRIME STATISTICS

Ringling Security Department prepares and publishes this report to comply with the *Jeanne Clery Disclosure of Campus Security Policy and Campus Crime Statistics Act, formerly the Crime Awareness and Campus Security Act of 1990*. Information and statistics are compiled from information maintained by The Ringling Security Department.

This report provides statistics for the previous three years of select reported crimes that occurred on the Ringling campus, in certain off-campus buildings or property owned, leased or controlled by The Ringling as it falls under Florida State University (FSU). This report also includes security policies and procedures and information on the basic rights guaranteed victims of sexual assault.

The report is provided to you as part of The Ringling's commitment to safety and security on campus. This publication is designed to provide an overview of Ringling Security services available to you as members of The Ringling community, as well as information regarding other safety and security policies and procedures that have been instituted here on our campus.

The Ringling forwards a copy of this Annual Security Report to FSU Police Department by October 1 of each year. To obtain a copy of The Ringling Annual Security and Fire Safety Report or The Florida State University Security Report visit www.police.fsu.edu or contact FSU Police Department at (850) 644-1234.

REPORTING CRIMES AND OTHER EMERGENCIES

Reporting to Ringling Security

We encourage all members of The Ringling community to report all crimes and other emergencies to The Ringling Security Department immediately. If you are a witness or victim of a crime, it is important to report the crime so you can get help and support. Also, by telling Security what you know, you may assist in preventing others from becoming victims in the future. You should speak with Security if you know about a crime that has or might be committed, someone who was involved in committing a crime, someone who has threatened you or another person or threatened to commit a crime, about any other activities you think may be criminal. Crimes which occur on Ringling property should be reported to the Ringling Security Office. Sometimes it may be uncertain if the location where you are located or where a crime occurred was Ringling property or not. If you are certain the location was on campus, contact Ringling Security 941-359-5722 . If you are certain the location is outside the Ringling campus call the Sarasota Police Department or the Sarasota County Sherriff's Office or dial 911 for immediate assistance.

We encourage Ringling community members to report crimes promptly and to participate in and support crime prevention efforts. The Ringling will be much safer when all community members participate in safety and security initiatives. Safety and security at The Ringling are the responsibility of every employee and volunteer and visitor on campus. Immediately report suspicious persons, incidents, and unsafe conditions by calling Ringling Security at 941-359-5722. Remaining observant and aware of your surroundings will help ensure The Ringling stays a safe place to learn, work and enjoy.

Reporting to other Security Authorities

While The Ringling prefers that community members promptly report all crimes and other emergencies directly to Ringling Security, we recognize that some may prefer to report to other individuals or offices. The Ringling falls under the direction of Florida State University (FSU.) In addition to the numerous reporting channels discussed within this publication – Ringling Security, Ringling Human Resources and other law enforcement agencies– you may also submit an anonymous report of suspected criminal activity to the FSU Police Department through the Silent Witness program accessed at <https://police.fsu.edu/report-crime/silent-witness-crime-report> .

Voluntary, Confidential Reporting

If you are the victim of a crime and do not wish to pursue action within The Ringling, FSU or criminal justice system, we encourage you to make a confidential report to Ringling Human Resources, the Employee Assistance Program, or pastoral counselors. The purpose of a confidential report is to comply with your wish to keep your personally identifying information confidential, while taking steps to ensure your safety, the safety of others and to offer support resources. The confidential reports allow The Ringling to compile accurate records on the number and types of incidents occurring on our campus. Confidential reports filed in this manner are counted and disclosed in the Annual Security Report. Confidential reports made to professional counselors or pastoral counselors are not disclosed in the Ringling Annual Security Report.

CONTACT NUMBERS

The Ringling and Local Emergency Numbers:

Ringling Security	(Internal)	Ext 5722
	(External)	941-359-5722
Ringling SOC	(Internal)	Ext 5722 or 911
	(External)	941-359-5722
Sarasota EMS		9-911
		941-316-1201
Sarasota Fire Department		9-911
		941-316-1201
Sarasota Police Department		9-911
		941-263-6773
New College Police Department		941-487-4210
Sarasota Emergency Operations Center		941-861-5000
Division of Alcoholic Beverages and Tobacco		850-922-9903

Elevator Telephones

Emergency telephones are installed in the elevators in all Ringling buildings. Simply lift the receiver or press the button to be connected to Ringling Surveillance Operations Center (SOC)

Emergency Pull Stations

Pull stations are alarms located throughout the Ringling buildings. Fire Alarm pull stations are red. In case of fire, pull the handle to activate alarms. Please be aware that false alarms can result in formal criminal charges and prosecution.

Security of and Access to Facilities

Ringling Security personnel patrol campus facilities on a regular basis. For information about the access protocol for a specific building, see the department head or contact Ringling Security at 941-359-5722.

Ringling Facilities maintains buildings and grounds with concern for the safety and security of all persons and property. Inspections are routinely conducted, and repairs are promptly made to ensure that appropriate safety and security standards are maintained.

Ringling Security Department assists Facilities personnel by conducting campus lighting surveys and reporting potential safety and security hazards. Staff, volunteers and visitors are encouraged to notify Security or Facilities to report any safety or security hazards at 941-359-5700.

Ringling Security is available 24 hours a day, seven days a week and can be reached at 941-359-5722 or 941-359-5722.

Emergency Notification and Warning System (Site Wide Notification)

Ringling Policy establishes the emergency notification and warning program at The Ringling Museum. This program is commonly referred to as the "RINGLING ALERT" Emergency Notification System.

The objective of the emergency notification and warning system, "RINGLING ALERT," is to provide timely notification and warning to all staff, volunteers, and visitors of The Ringling of a threat, occurring or imminent, that poses an immediate threat to their health, safety, or general welfare while on property owned or controlled by The Ringling.

The Ringling has procedures to implement the Policy and Plan. Collectively, the Policy, Plan, and Procedures provide a mechanism for the Ringling to, without unnecessary delay, confirm an emergency or dangerous situation, take into account the safety of the campus community, and initiate appropriate notification and warning, unless the notification will, in the professional judgment of responsible authorities, compromise efforts to assist victims or to contain, respond to, or otherwise mitigate the emergency. The Policy, Plan, and Procedure include processes by which Ringling officials will confirm that there is a significant emergency, determine who to notify, determine the content of the notification, and initiate the notification system. The Policy, Plan, and Procedures specify the roles and responsibilities of persons on campus responsible for carrying out this process. Ringling Administration and Public Relations maintain procedures for communication subsequent incident related information to the larger community once the immediate threat to life safety has passed.

As of the time of this report, the "RINGLING ALERT" emergency notification system employs numerous methods of emergency information delivery.

Notification Methods:

Primary Notification/Delivery Methods

- Weather Alerts Page <http://sarasota.weatherstem.com/ringling>
- Home Page (www.ringling.org)
- Outdoor Sirens
- Indoor Sirens
- Email
- 941-360-7377 The Ringling Weather Hotline
- Voice Phone Calls (Limited)

Secondary Notification/Delivery Methods

- Facebook
- Twitter
- Digital Displays

Test of the Emergency Notification and Warning System (RINGLING Alert)

The Clery Act requires that The Ringling conduct at least one test of its emergency notification system each year, whereby the Ringling will send an audible test message through the campus-wide FSU Ringling Emergency Management System.

Timely Warnings

In the event a selected *Clery crime* occurs or other dangerous situation arises, either on or off campus, that, in the judgment of the Chief of Ringling Security or designee, may pose a serious or continuing threat to members of the community, a campus wide "Timely Warning" will be issued. Depending on the circumstances of the crime, especially in situations that could pose an immediate threat to the community and individuals, a timely warning will be issued through any one of the notification methods listed above.

CRIME PREVENTION INFORMATION

Protect Your Property

- Keep your keys secure and in your possession. Keys can be duplicated.
- Don't mark your key chain with your name, address or license number. Lost keys can lead to theft.
- Engrave or mark all valuable personal property with your name and driver's license number. Keep an inventory of items.
- Move valuable items out of easy sight of windows and doors.
- Always lock your vehicle.
- Copy all important papers and cards that you carry in your purse or wallet, including your driver's license. Keep the copies in a safe place— the information will be invaluable if they are stolen or lost.
- Copy your vehicle ID and tag number. If your vehicle is stolen, it cannot be entered into the nationwide law enforcement network without this information

In Your Car

- Check the back seat before entering.
- Always keep your vehicle doors locked, even when driving in daylight, so no one can jump in at a red light.
- Keep enough gas in your tank for emergencies. Don't offer rides to anyone you do not know.
- Honk your horn—a good deterrent—if someone suspicious approaches your vehicle. Criminals don't like attention.
- Lift the hood, put on the flashers, and wait inside for help with the doors locked if your car breaks down. Ask people who stop to call the police or AAA for you. Don't accept a ride with anyone you do not know.

At Home

- Always keep doors locked, even if you are only away for a few moments.
- Be assertive and demand that any unwanted person in your residence leave or leave yourself. Anyone who refuses to leave is a trespasser.
- Make sure hallways, entrances, garages, and grounds are well-lit. Leave porch lights on all night. When you expect to return after dark, leave an interior light on with shades drawn.
- Know who is at your door before you open it.
- Make calls for strangers who want to use your phone. Don't open your door or let them in.
- List initials and last name only on your mailbox.
- Get to know your neighbors. Join a neighborhood watch system and share information on suspicious circumstances.

Away from Home

- Walk or jog with a friend. Avoid jogging after dark. If you must, stay in well-lit areas; walk midway between curbs and buildings and away from alleys and bushes.
- Don't stop for stranded motorists. You are of greater help to them by calling the police.
- Keep valuables in the trunk of your vehicle, not on the seats.
- Park your car in well-lit areas.
- Remove all keys from your vehicle. Thieves look for keys. Walk with your keys in your hand.
- Tell someone where you are going and when you will return.
- Don't fight back if your purse or wallet is snatched. Turn it over to the thief rather than risk personal injury and call the police immediately.
- Be alert when using an ATM. Accessing ATM cash in remote locations, particularly after nightfall, could expose you to risk of robbery and personal injury.
- Avoid working or studying alone in a public-access building at night.

If you have a disability

- Be on the defensive;
- Use reflective tape on wheelchairs or other mobility aids.
- Report any hazardous conditions to Ringling Security 941-359-5722
- Use designated sidewalks. If you have a visual impairment, be sure to get thorough orientation. If unsure about hazards, please ask. Remember to use your cane properly.

Play it Safe

Cyclists are reminded that in Florida, a bicycle is legally defined as a vehicle. Bicyclists have the same rights to the roadways and must obey the same traffic laws as other vehicles. Pedestrians are given the right of way and an audible signal should be given before overtaking and passing pedestrians. Wear a helmet when riding –nearly 75% of all bicycle related deaths are the result of head injuries. A bicycle operated between sunset and sunrise must be equipped with a lamp on the front exhibiting a white light visible from 500 feet to the front and both a red reflector and a lamp on the rear exhibiting a red light visible from 600 feet to the rear. Observe all traffic laws that you would observe in a motor vehicle. Bicycles may not be parked where they impede pedestrian or vehicular traffic. Do not park bikes on railings, stairwells, or access ramps.

In an elevator

Press the alarm button if the elevator becomes impaired while in operation. Security will respond as quickly as possible. Remain inside until help arrives. Only trained elevator personnel are authorized to remove trapped occupants. No one else should attempt to release them or to force elevator doors open.

Protect Yourself from Identity Theft

Identity theft is one of the fastest growing crimes. Identity theft is the theft of your name and credit that occurs when a criminal co-opts your name, Social Security number, credit card number or some other piece of personal information. With this personal information, identity thieves can open new credit and bank accounts, obtain cellular phone service, or even file a fraudulent tax return – all without your knowledge! Here are some tips to help prevent this type of theft:

- Safeguard your credit, debit, and ATM card receipts. Never toss them in a public container.
- Do not carry extra credit cards, your Social Security Card, birth certificate, or passport in your wallet or purse unless necessary.
- Check your credit report and reconcile your bank and credit statements in a timely manner.
- Create Strong Passwords and use secure networks.
- Keep sensitive personal and financial documents secure.
- Protect your mobile device and computer.
- Don't fall for Phishing Scams.

Crime Statistics

Crime statistics provided in compliance with the *Jeanne Clery Disclosure of Campus Security Policy and Campus Crime Statistics Act* are for your information. These statistics are compiled and released annually by Ringling and the Florida State University Police Department. The totals represent the compilation of all designated *Clery Act* crimes reported to Ringling Security.

Clery Designated Crime Definitions

Murder/Non-Negligent Manslaughter: the willful (non-negligent) killing of one human being by another and include any death caused by injuries received in a fight, argument, quarrel, assault or commission of a crime.

Negligent Manslaughter: the killing of another person through gross negligence. Any death caused by the gross negligence of another. In other words, it's something that a reasonable and prudent person would not do.

Sex offenses: any sexual act directed against another person, forcibly and/or against that person's will; or not forcibly or against the person's will where the victim is incapable of giving consent and include:

- Rape - the penetration, no matter how slight, of the vagina or anus, with any body part or object, or oral penetration by a sex organ of another person, without the consent of the victim.
- Fondling - the touching of the private body parts of another person for the purpose of sexual gratification, without the consent of the victim, including instances where the victim is incapable of giving consent because of his/her youth or because of his/her temporary or permanent mental incapacity.

- Incest: sexual intercourse between persons who are related to each other within the degrees wherein marriage is prohibited by law.
- Statutory Rape –sexual intercourse with a person who is under statutory age of consent.

Robbery: the taking or attempting to take anything of value from the care, custody, or control of a person or persons by force or threat of force or violence and/or by putting the victim in fear.

Aggravated Assault: an unlawful attack by one person upon another for the purpose of inflicting severe or aggravated bodily injury. This type of assault usually is accompanied by the use of a weapon or by means likely to produce death or great bodily harm.

Burglary: the unlawful entry of a structure with the intent to commit a felony or theft.

Motor Vehicle Theft: theft or attempted theft of a motor vehicle.

Arson: any willful or malicious burning or attempt to burn, with or without intent to defraud, a dwelling house, public building, motor vehicle or aircraft, personal property of another, etc.

Domestic Violence: includes felony or misdemeanor crimes of violence committed by a current or former spouse or intimate partner of the victim; by a person with whom the victim shares a child in common; by a person who is cohabitating with or has cohabitated with, the victim as a spouse or intimate partner; by a person similarly situated to a spouse of the victim under the domestic or family violence laws of the jurisdiction in which the crime occurred; or by any other person against an adult or youth victim who is protected from that person's acts under the domestic or family violence laws of the jurisdiction in which the crime occurred.

Dating Violence: means violence committed by a person who is or has been in a social relationship of a romantic or intimate nature with the victim. The existence of such a relationship shall be determined based on the reporting party's statement and with consideration of the length of the relationship, the type of relationship, the frequency of interaction between the persons involved in the relationship. Dating violence includes, but is not limited to, sexual or physical abuse or the threat of such abuse. Dating violence does not include acts covered under the definition of domestic violence.

Stalking: engaging in a course of conduct directed at a specific person that would cause a reasonable person to fear for his or her safety or the safety of others or suffer substantial emotional distress. Course of conduct means two or more acts, including, but not limited to, acts in which the stalker directly, indirectly, or through third parties, by any action, method, device, or means, follows, monitors, observes, surveils, threatens, or communicates to or about a person, or interferes with a person's property.

Liquor Law Violations: the violation of state or local laws or ordinances prohibiting the manufacture, sale, purchase, transportation, possession or use of alcoholic beverages, not including driving under the influence and drunkenness.

Drug Law Violations: the violation of laws prohibiting the production, distribution and/or use of certain controlled substances and the equipment or devices utilized in their preparation and/or use. The unlawful cultivation, manufacture, distribution, sale, purchase, use, possession, transportation or importation of any controlled drug or narcotic substance. Arrests for violations of state and local laws, specifically those relating to the unlawful possession, sale, use, growing, manufacturing and making of narcotic drugs.

Illegal Weapons Possession: the violation of laws or ordinances prohibiting the manufacture, sale, purchase, transportation, possession, concealment, or use of firearms, cutting instruments, explosives, incendiary devices or other deadly weapons. This classification encompasses weapons offenses that are regulatory in nature.

Hate Crime: a criminal offense that manifests evidence that the victim was intentionally selected because of the perpetrator's bias against the victim.

Bias: a preformed negative opinion or attitude toward a group of persons based on their race, gender, religion, disability, sexual orientation, ethnicity, national origin or gender identity.

Hate crimes are also counted when reported in conjunction with the following crimes:

Larceny-Theft: the unlawful taking, carrying, leading, or riding away of property from the possession or constructive possession of another.

Simple assault: an unlawful physical attack by one person upon another where neither the offender displays a weapon, nor the victim suffers obvious severe or aggravated bodily injury involving apparent broken bones, loss of teeth, possible internal injury, severe laceration, or loss of consciousness.

Intimidation: to unlawfully place another person in reasonable fear of bodily harm through the use of threatening words and/or other conduct, but without displaying a weapon or subjecting the victim to actual physical attack.

Vandalism or destruction of property: to willfully or maliciously destroy, damage, deface, or otherwise injure real or personal property without the consent of the owner or the person having custody or control of it.

Crime Statistics Location Definitions

On Campus

Any Building or property owned or controlled by The Ringling within the same reasonably adjoining geographic area.

Non-Campus Buildings or Property

Any building or property owned or controlled by The Ringling that is owned or controlled by the institution that is used in direct support of, or in relation to, the institution's purposes, is frequently used by staff and is not within the same reasonably adjacent geographic area of the institution.

Public Property

All public property, including thoroughfares, streets and sidewalks that is within The Ringling campus or immediately adjacent to and accessible from the campus.

CRIME STATISTICS 2016-2018

CRIMES REPORTED TO RINGLING SECURITY 2016 - 2018

The following statistics are gathered from our records management system which reflects what is reported and/or generated by our agency and then reviewed to determine what sub-category to place the crime in.

OFFENSES (INCLUDING ATTEMPTS)	ON-CAMPUS BUILDING ON PROPERTY			NON-CAMPUS BUILDING OR PROPERTY			ON PUBLIC PROPERTY			ON PUBLIC PROPERTY			TOTAL CRIMES REPORTED		
	2016 Total	2017 Total	2018 Total	2016 Total	2017 Total	2018 Total	2016 Total	2017 Total	2018 Total	2016 Total	2017 Total	2018 Total	2016 Total	2017 Total	2018 Total
<i>Murder</i>	0	0	0	0	0	0	0	0	0	0	0	0	0	0	0
<i>Manslaughter</i>	0	0	0	0	0	0	0	0	0	0	0	0	0	0	0
<i>Rape</i>	0	0	0	0	0	0	0	0	0	0	0	0	0	0	0
<i>Fondling</i>	0	0	0	0	0	0	0	0	0	0	0	0	0	0	0
<i>Incest</i>	0	0	0	0	0	0	0	0	0	0	0	0	0	0	0
<i>Statutory Rape</i>	0	0	0	0	0	0	0	0	0	0	0	0	0	0	0
<i>Robbery</i>	0	0	0	0	0	0	0	0	0	0	0	0	0	0	0
<i>Aggravated Assault</i>	0	0	0	0	0	0	0	0	0	0	0	0	0	0	0
<i>Burglary</i>	0	0	0	0	0	0	0	0	0	0	0	0	0	0	0
<i>Arson</i>	0	0	0	0	0	0	0	0	0	0	0	0	0	0	0
<i>Motor Vehicle Theft</i>	0	0	0	0	0	0	0	0	0	0	0	0	0	0	0
<i>Domestic Violence</i>	0	0	0	0	0	0	0	0	0	0	0	0	0	0	0
<i>Dating Violence</i>	0	0	0	0	0	0	0	0	0	0	0	0	0	0	0
<i>Stalking</i>	0	0	0	0	0	0	0	0	0	0	0	0	0	0	0

CRIMES REPORTED BY OTHER LAW ENFORCEMENT AGENCIES WITH JURISDICTION OVER RINGLING CONTROLLED PROPERTY 2016 – 2018

OFFENSES (INCLUDING ATTEMPTS)	ON-CAMPUS BUILDING ON PROPERTY			NON-CAMPUS BUILDING OR PROPERTY			ON PUBLIC PROPERTY			ON PUBLIC PROPERTY			TOTAL CRIMES REPORTED		
	2016 <i>Total</i>	2017 <i>Total</i>	2018 <i>Total</i>	2016 <i>Total</i>	2017 <i>Total</i>	2018 <i>Total</i>	2016 <i>Total</i>	2017 <i>Total</i>	2018 <i>Total</i>	2016 <i>Total</i>	2017 <i>Total</i>	2018 <i>Total</i>	2016 <i>Total</i>	2017 <i>Total</i>	2018 <i>Total</i>
Murder	0	0	0	0	0	0	0	0	0	0	0	0	0	0	0
Manslaughter	0	0	0	0	0	0	0	0	0	0	0	0	0	0	0
Rape	0	0	0	0	0	0	0	0	0	0	0	0	0	0	0
Fondling	0	0	0	0	0	0	0	0	0	0	0	0	0	0	0
Incest	0	0	0	0	0	0	0	0	0	0	0	0	0	0	0
Statutory Rape	0	0	0	0	0	0	0	0	0	0	0	0	0	0	0
Robbery	0	0	0	0	0	0	0	0	0	0	0	0	0	0	0
Aggravated Assault	0	0	0	0	0	0	0	0	0	0	0	0	0	0	0
Burglary	0	0	0	0	0	0	0	0	0	0	0	0	0	0	0
Arson	0	0	0	0	0	0	0	0	0	0	0	0	0	0	0
Motor Vehicle Theft	0	0	0	0	0	0	0	0	0	0	0	0	0	0	0
Domestic Violence	0	0	0	0	0	0	0	0	0	0	0	0	0	0	0
Dating Violence	0	0	0	0	0	0	0	0	0	0	0	0	0	0	0
Stalking	0	0	0	0	0	0	0	0	0	0	0	0	0	0	0

Hate Crimes Reported to Ringling Security

2016	Race			Gender			Religion			National Origin			Sexual Orientation			Ethnicity			Disability			Gender Identity		
	O	N	P	O	N	P	O	N	P	O	N	P	O	N	P	O	N	P	O	N	P	O	N	P
<i>Murder</i>	0	0	0	0	0	0	0	0	0	0	0	0	0	0	0	0	0	0	0	0	0	0	0	0
<i>Negligent Manslaughter</i>	0	0	0	0	0	0	0	0	0	0	0	0	0	0	0	0	0	0	0	0	0	0	0	0
<i>Robbery</i>	0	0	0	0	0	0	0	0	0	0	0	0	0	0	0	0	0	0	0	0	0	0	0	0
<i>Aggravated Assault</i>	0	0	0	0	0	0	0	0	0	0	0	0	0	0	0	0	0	0	0	0	0	0	0	0
<i>Motor Vehicle Theft</i>	0	0	0	0	0	0	0	0	0	0	0	0	0	0	0	0	0	0	0	0	0	0	0	0
<i>Arson</i>	0	0	0	0	0	0	0	0	0	0	0	0	0	0	0	0	0	0	0	0	0	0	0	0
<i>Burglary</i>	0	0	0	0	0	0	0	0	0	0	0	0	0	0	0	0	0	0	0	0	0	0	0	0
<i>Rape</i>	0	0	0	0	0	0	0	0	0	0	0	0	0	0	0	0	0	0	0	0	0	0	0	0
<i>Fondling</i>	0	0	0	0	0	0	0	0	0	0	0	0	0	0	0	0	0	0	0	0	0	0	0	0
<i>Incest</i>	0	0	0	0	0	0	0	0	0	0	0	0	0	0	0	0	0	0	0	0	0	0	0	0
<i>Statutory Rape</i>	0	0	0	0	0	0	0	0	0	0	0	0	0	0	0	0	0	0	0	0	0	0	0	0
<i>Domestic Violence</i>	0	0	0	0	0	0	0	0	0	0	0	0	0	0	0	0	0	0	0	0	0	0	0	0
<i>Dating Violence</i>	0	0	0	0	0	0	0	0	0	0	0	0	0	0	0	0	0	0	0	0	0	0	0	0
<i>Stalking</i>	0	0	0	0	0	0	0	0	0	0	0	0	0	0	0	0	0	0	0	0	0	0	0	0
<i>Larceny/Theft</i>	0	0	0	0	0	0	0	0	0	0	0	0	0	0	0	0	0	0	0	0	0	0	0	0
<i>Simple Assault</i>	0	0	0	0	0	0	0	0	0	0	0	0	0	0	0	0	0	0	0	0	0	0	0	0
<i>Intimidation</i>	0	0	0	0	0	0	0	0	0	0	0	0	0	0	0	0	0	0	0	0	0	0	0	0
<i>Criminal Mischief/Vandalism</i>	0	0	0	0	0	0	0	0	0	0	0	0	0	0	0	0	0	0	0	0	0	0	0	0

O = On-Campus (or main campus) Res = Residence Hall

N = Non-campus

P = Public Property adjacent to campus

2017	Race			Gender			Religion			National Origin			Sexual Orientation			Ethnicity			Disability			Gender Identity		
	O	N	P	O	N	P	O	N	P	O	N	P	O	N	P	O	N	P	O	N	P	O	N	P
<i>Murder</i>	0	0	0	0	0	0	0	0	0	0	0	0	0	0	0	0	0	0	0	0	0	0	0	
<i>Negligent Manslaughter</i>	0	0	0	0	0	0	0	0	0	0	0	0	0	0	0	0	0	0	0	0	0	0	0	
<i>Robbery</i>	0	0	0	0	0	0	0	0	0	0	0	0	0	0	0	0	0	0	0	0	0	0	0	
<i>Aggravated Assault</i>	0	0	0	0	0	0	0	0	0	0	0	0	0	0	0	0	0	0	0	0	0	0	0	
<i>Motor Vehicle Theft</i>	0	0	0	0	0	0	0	0	0	0	0	0	0	0	0	0	0	0	0	0	0	0	0	
<i>Arson</i>	0	0	0	0	0	0	0	0	0	0	0	0	0	0	0	0	0	0	0	0	0	0	0	
<i>Burglary</i>	0	0	0	0	0	0	0	0	0	0	0	0	0	0	0	0	0	0	0	0	0	0	0	
<i>Rape</i>	0	0	0	0	0	0	0	0	0	0	0	0	0	0	0	0	0	0	0	0	0	0	0	
<i>Fondling</i>	0	0	0	0	0	0	0	0	0	0	0	0	0	0	0	0	0	0	0	0	0	0	0	
<i>Incest</i>	0	0	0	0	0	0	0	0	0	0	0	0	0	0	0	0	0	0	0	0	0	0	0	
<i>Statutory Rape</i>	0	0	0	0	0	0	0	0	0	0	0	0	0	0	0	0	0	0	0	0	0	0	0	
<i>Domestic Violence</i>	0	0	0	0	0	0	0	0	0	0	0	0	0	0	0	0	0	0	0	0	0	0	0	
<i>Dating Violence</i>	0	0	0	0	0	0	0	0	0	0	0	0	0	0	0	0	0	0	0	0	0	0	0	
<i>Stalking</i>	0	0	0	0	0	0	0	0	0	0	0	0	0	0	0	0	0	0	0	0	0	0	0	
<i>Larceny/Theft</i>	0	0	0	0	0	0	0	0	0	0	0	0	0	0	0	0	0	0	0	0	0	0	0	
<i>Simple Assault</i>	0	0	0	0	0	0	0	0	0	0	0	0	0	0	0	0	0	0	0	0	0	0	0	
<i>Intimidation</i>	0	0	0	0	0	0	0	0	0	0	0	0	0	0	0	0	0	0	0	0	0	0	0	
<i>Criminal Mischief/Vandalism</i>	0	0	0	0	0	0	0	0	0	0	0	0	0	0	0	0	0	0	0	0	0	0	0	

O = On-Campus (or main campus) Res = Residence Hall

N = Non-campus

P = Public Property adjacent to campus

2018	Race			Gender			Religion			National Origin			Sexual Orientation			Ethnicity			Disability			Gender Identity		
	O	N	P	O	N	P	O	N	P	O	N	P	O	N	P	O	N	P	O	N	P	O	N	P
<i>Murder</i>	0	0	0	0	0	0	0	0	0	0	0	0	0	0	0	0	0	0	0	0	0	0	0	
<i>Negligent Manslaughter</i>	0	0	0	0	0	0	0	0	0	0	0	0	0	0	0	0	0	0	0	0	0	0	0	
<i>Robbery</i>	0	0	0	0	0	0	0	0	0	0	0	0	0	0	0	0	0	0	0	0	0	0	0	
<i>Aggravated Assault</i>	0	0	0	0	0	0	0	0	0	0	0	0	0	0	0	0	0	0	0	0	0	0	0	
<i>Motor Vehicle Theft</i>	0	0	0	0	0	0	0	0	0	0	0	0	0	0	0	0	0	0	0	0	0	0	0	
<i>Arson</i>	0	0	0	0	0	0	0	0	0	0	0	0	0	0	0	0	0	0	0	0	0	0	0	
<i>Burglary</i>	0	0	0	0	0	0	0	0	0	0	0	0	0	0	0	0	0	0	0	0	0	0	0	
<i>Rape</i>	0	0	0	0	0	0	0	0	0	0	0	0	0	0	0	0	0	0	0	0	0	0	0	
<i>Fondling</i>	0	0	0	0	0	0	0	0	0	0	0	0	0	0	0	0	0	0	0	0	0	0	0	
<i>Incest</i>	0	0	0	0	0	0	0	0	0	0	0	0	0	0	0	0	0	0	0	0	0	0	0	
<i>Statutory Rape</i>	0	0	0	0	0	0	0	0	0	0	0	0	0	0	0	0	0	0	0	0	0	0	0	
<i>Domestic Violence</i>	0	0	0	0	0	0	0	0	0	0	0	0	0	0	0	0	0	0	0	0	0	0	0	
<i>Dating Violence</i>	0	0	0	0	0	0	0	0	0	0	0	0	0	0	0	0	0	0	0	0	0	0	0	
<i>Stalking</i>	0	0	0	0	0	0	0	0	0	0	0	0	0	0	0	0	0	0	0	0	0	0	0	
<i>Larceny/Theft</i>	0	0	0	0	0	0	0	0	0	0	0	0	0	0	0	0	0	0	0	0	0	0	0	
<i>Simple Assault</i>	0	0	0	0	0	0	0	0	0	0	0	0	0	0	0	0	0	0	0	0	0	0	0	
<i>Intimidation</i>	0	0	0	0	0	0	0	0	0	0	0	0	0	0	0	0	0	0	0	0	0	0	0	
<i>Criminal Mischief/Vandalism</i>	0	0	0	0	0	0	0	0	0	0	0	0	0	0	0	0	0	0	0	0	0	0	0	

O = On-Campus (or main campus) Res = Residence Hall

N = Non-campus

P = Public Property adjacent to campus

Incident Report & Fire Log

The Ringling Security Department maintains a combined Incident Report & Fire Watch Log of all incidents reported. This log identifies the type, locations, and time of each incident reported.

Sexual Misconduct, Sexual/Gender Based Violence

Sexual misconduct is an umbrella term used to refer to a broad range of sexually inappropriate behaviors prohibited by both Ringling and FSU Policy. Sexual Misconduct includes all forms of non-consensual sexual activity and unwelcome sexual conduct including sex discrimination; sexual violence (rape/sexual battery/sexual assault); sexual harassment; relationship violence (domestic violence and dating violence); stalking, and other forms for sexually exploitive behavior. <http://policies.fsu.edu/sites/g/files/upcbnu486/files/policies/president/FSU%20Policy%202-2.pdf>

We provide institution-wide programs and services to educate our staff and volunteers on responsible conduct, the meaning of consent, how to properly report cases of sexual misconduct, and how to hold individuals accountable for their behavior.

If you experience sexual misconduct, The Ringling wants to assist you. Ringling's policies prohibit retaliation for making complaints of sexual misconduct. You have rights and options. Go to <https://fsu.sharepoint.com/sites/ringling/HR/SitePages/HR.aspx> or <http://knowmore.fsu.edu/> or <http://titleix.fsu.edu/> for more information

Reporting Options

You have the right to file a report with the police and other administrative staff at The Ringling . Reports made to local law enforcement and Ringling Security or Human Resources are separate processes, but you can pursue both paths simultaneously.

You have the right to:

- Report the crime to law enforcement
- Decline to notify law enforcement
- Report the crime to Ringling officials, whether or not you choose to notify the police.

You may pursue both a criminal investigation with the police and a Ringling sexual misconduct complaint investigation, as different options are available through each process.

Reporting to Police

Call 9•1•1. Your call will automatically be routed to the proper law enforcement agency.

If you wish to pursue criminal action, you should contact the police as soon as possible and preserve any physical evidence.

- Try to remain calm and alert.
- Stay on the phone with the dispatcher as long as you are needed.

- Do not change your clothing.
- Do not clean your body or your clothes.
- Do not disturb or alter the crime scene.

Ringling's Complaint Process

Upon receiving a complaint of sexual misconduct, The Ringling will perform a prompt, fair, and impartial investigation.

Confidentiality

If you want to discuss sexual misconduct issues on a completely confidential basis, you should speak with confidential counselors who can maintain confidentiality (there are some exceptions to confidentiality, e.g., harm to yourself or others, child abuse, elder abuse or abuse of the disabled):

- Employee Assistance Program: for employees

If you aren't sure whether the person you are talking to can keep your concerns completely confidential, ask them before you discuss your situation with them. After consulting with a confidential source, you may decide to take no further action or to make a complaint. This is your decision. Because of the confidential nature of the counselor/counselee relationship, seeking advice from a confidential source does not constitute reporting an incident of sexual misconduct or gender-based violence to The Ringling. Ringling makes every reasonable effort to handle inquiries, complaints, and investigations in a manner that protects the privacy of all parties. While the Ringling cannot promise complete anonymity in its handling of sexual misconduct complaints, each situation is resolved as discreetly as possible, with information shared only with those who need to know to adequately investigate and resolve the matter. In limited circumstances, the Ringling may be able to address your concerns and stop the offending behavior without revealing your identity to the alleged harasser. However, this is not always possible. Individuals accused of sexual misconduct/gender-based violence are provided with the level of detail about the allegations necessary to allow them a fair opportunity to respond. That level of detail varies depending on the circumstances of the incident, but usually includes the identity of the reporting individual. In its investigation, the Ringling will be respectful, sensitive, and fair to the person who reported the misconduct and the person accused. Nevertheless, The Ringling has a compelling interest to address allegations of sexual misconduct brought to its attention. As a result, The Ringling reserves the right to take appropriate action, even in cases when the survivor does not want further action.

Victim Rights When the Accused is an Employee

Sexual Misconduct complaints against employees are handled by Human Resources. Complaints can be initiated by submitting a detailed verbal or written statement of the incident. Your rights during the complaint process are

- To be treated with respect and dignity.
- To be informed of available options for resolution.
- To be informed of resources and support services.
- To request reasonable interim measures to ensure your safety while a complaint is investigated.
- To be accompanied to all meetings by an advisor of your choice. The advisor may not speak for you.
- To submit a written complaint, supporting documents, and other relevant evidence.
- To propose witnesses.
- To receive a prompt, thorough, and impartial investigation of your complaint.

- To participate in an intake interview and review your interview notes.
- To be kept informed of the status of your case throughout the process upon request.
- To be notified of the outcome of your case in writing.
- To make a written records request for a copy of the Investigative Summary of the case, once the case has been closed.

Critical Incident Response

The Ringling Security Department trains for emergencies on campus whether based on natural occurrences or of a man-made origin.

Ringling Partnerships and Outreach

Prevention: Ringling Security engages and participates in a number of prevention initiatives.

- Training and Best Practices
- Emergency Operations Center – Ringling Security coordinates its various departments to prepare, respond to and recover from emergencies.
- Emergency Management Coordinator – Ringling Chief of Security or designee to coordinate incident response.
- Ringling ALERT Emergency Notification System
- Hazardous Weather Awareness Week – Annual hazardous weather awareness campaign
- Emergency Preparedness Week – multi-hazard educational outreach and awareness
- Mutual Aid with the City and County (in addition to training conducted) –Jurisdictional crossover to enhance services to the Ringling campus

The Active Shooter

Ringling Staff and Volunteers, with assistance from Florida State University Police Officers participated in realism-based training concerning the response to an “active shooter”, that is, a person actively shooting at and harming persons on campus.

An “active shooter” is an individual who is engaged in killing or attempting to kill people in a confined and populated area; in most cases, active shooters use firearms(s) and there is no pattern or method to their selection of victims. Victims are selected at random. This type of event is unpredictable and evolves quickly, knowing what to do can save lives.

When an Active Shooter is in your vicinity, you must be prepared both mentally and physically to deal with the situation. If YOU are in the area of an Active Shooter...

RUN

- Have an escape route and plan in mind
- Leave your belongings behind
- Evacuate regardless of whether others agree to follow
- Help others escape, if possible
- Do not attempt to move the wounded

- Prevent others from entering an area where the active shooter may be
- Keep your hands visible
- Call 911 when you are safe

HIDE

- Hide in an area out of the shooter's view
- Lock door or block entry to your hiding place
- Silence your cell phone (including vibrate mode) and remain quiet
- Remain Quiet and out of sight (if possible)
- Turn off all lights in the location
- Improvise a way to secure all doors

FIGHT

- Fight as a last resort and only when your life is in imminent danger
- Attempt to incapacitate the shooter
- Act with as much physical aggression as possible
- Improvise weapons or throw items at the active shooter
- Commit to your actions . . . your life depends on it

Weapons on Campus

On-campus possession or use of firearms, antique firearms, explosives, destructive devices, or other weapons or dangerous articles or substances, including but not limited to non-lethal weapons such as pellet guns, bb guns, paintball markers, slingshots, crossbows, stun guns, Tasers, metallic knuckles, archery equipment, swords, sword canes, ornamental or decorative swords/daggers/knives, or any dangerous chemical or biological agent is a violation of the Ringling policy. This does not apply to any law enforcement officer who is a student or to any student ROTC member acting under the supervision of an ROTC unit in a manner proscribed by military regulations of the United States Government, or any student whose possession of a weapon as described above is approved in advance by Ringling Security or FSU police department.

Firearms and other weapons as defined by section 790.001, Florida Statutes, are prohibited by Florida law at all times on the FSU campus and at FSU-sponsored events, including The Ringling, whether or not a person possesses a concealed weapons permit, except as follows:

☐ Firearms may be carried by police officers and licensed security personnel expressly authorized by law to carry firearms on school property.

☐ A concealed firearm may be kept for lawful purposes without a license by persons 18 years or older within the interior of a private vehicle, provided that such firearm is not carried on the person and provided that a handgun must be kept securely encased or otherwise not readily accessible for immediate use.

Possession of firearms and other weapons on The Ringling campus, unless authorized by Florida law, is a felony and violators are subject to arrest and prosecution.

Policies described in this section are authorized by Section 790.115, Florida Statutes. In accordance with Section 790.33, Florida Statutes, nothing in this section is intended to prohibit or regulate the lawful possession of a weapon or firearm as defined in Section 790.001, Florida Statutes, except as permitted by law.

2019 Fire Safety – Annual Compliance Report *Stats for 2018*

Specific Fire Prevention Related Policies

It is the policy (4-OP-G-8) of the Ringling/FSU to protect, staff, volunteers, visitors, contractors, property, and assets of Ringling/Florida State University (FSU) while providing the safest possible environment, free from potential fire hazards. The primary goal of the Ringling's Fire Prevention Program is to recognize hazardous conditions and take appropriate action before such conditions result in a fire emergency. This goal is accomplished by (1) conducting periodic fire safety inspections of all Ringling buildings, (2) increasing the fire safety awareness of employees and volunteers by conducting periodic training on basic fire safety. This training is provided by Ringling Security to its employees and volunteers. It emphasizes the importance of fire prevention and fire safety on campus. The training informs participants about emergency notifications, fire drills, fire suppression systems & alarms, and building occupant safety. The training includes hands on fire extinguisher usage and awareness level extinguisher training. Security conducts annual drills in conjunction with fire safety training.

Annual Fire safety inspections of all Ringling facilities are conducted by the Division of the State Fire Marshal for all properties assigned to The Ringling. A copy of the completed Fire Inspection Report for each building is forwarded to the Department responsible for maintaining fire safety compliance of that building. The responsible department is expected to correct any deficiencies and notify Ringling Chief of Security by returning a copy of the report indicating the date when each deficiency was corrected. Ringling Chief of Security and State Fire Marshall may conduct a follow up inspection to verify correction of all deficiencies once notification has been received. Copies of all completed Fire Inspection Reports are maintained by Ringling Security and forwarded to FSU.

To minimize the potential for fires at The Ringling, it is the policy to prohibit open burning and the use of combustible decorations at all times (unless in accordance with other Ringling policies and procedures, and or authorized by the authority having jurisdiction). Open burning is defined as any open/exposed flame or combustion that produces heat, light or smoke, and has the potential to cause a fire. Examples of open burning are, but not limited to, candles, incense, bonfires, campfires, barbecue grills and their related accessories such as gasoline, propane, lighter fluid, charcoal; and pyrotechnics. The Fire Safety policy program also prohibits the use of the following items in any Ringling owned or operated facility indoors (unless in accordance with other Ringling policies and procedures, and or by the Authority Having Jurisdiction): Portable space heaters, barbecue grills, hibachis, smokers (gas, electric, charcoal) and related accessories including lighter fluids and lighters, and other similar type products (for cooking/ warming purposes), any open flame device or object including candles, incense sticks and related accessories, hot plates, slow cookers, deep fryers, electric skillet, electric woks, griddles, sandwich makers/grills and other similar type products (for cooking/warming purposes), toaster ovens (for cooking/warming purposes), flammable/combustible liquids (for recreational/personal use), fireworks, firecrackers, rockets, flares, sparklers and other devices, halogen lamps, ceiling/wall tapestries, live Holiday trees or non-fire retardant artificial Holiday trees. Exceptions: (1) Approved Portable Space Heaters as authorized by the Environmental Health & Safety and the University Facilities Departments, will be allowed for employees with diagnosable medical conditions as determined by licensed health-care professionals with such documentation kept on file with Human Resources, (2) The "cooking" and "warming" options exclude cooking and warming done in areas designed and built for such purposes and only while the use of these devices are under the direct supervision of qualified personnel such as catering staff and certified food preparers.

The Ringling forwards a copy of this Annual Security Report to FSU Police Department by October 1 of each year. To obtain a copy of The Ringling Annual Security and Fire Safety Report or The Florida State University Security Report visit www.police.fsu.edu or contact FSU Police Department at (850) 644-1234.

